

# Special Educational Needs and Disability Register

## Update to the Kingston SEND Parent/Carer Consortium

May 2021



**achieving  
for children**

As a requirement of the Children's Act 1989, all local authorities are required to hold and maintain a disability register.

Our aim through reviewing the disability register is to promote uptake on the register which will allow us to:

- have greater engagement with families;
- allow two way communication;
- provide information about services available in the local area to help support parents and their children; and
- provide feedback to the local authority and CCG on what is working well, what is a worry to families and what could be done to improve services

# What does the register tell us?

Information collected as part of registration includes:

- Gender
- Date of Birth/Age
- Borough/locality
- Disability
- School type
- EHCP/SEN support status
- Ethnicity and religion (voluntary)

AFC Privacy Notice:

<https://www.achievingforchildren.org.uk/childrens-disability-register-privacy-notice/>

Since the relaunch in April 2021, we have had over 1200 families/young people register under the new process in total - **663** young people are from Kingston

Based on locality (postcode), registrations are evenly distributed throughout the borough

## **Disability**

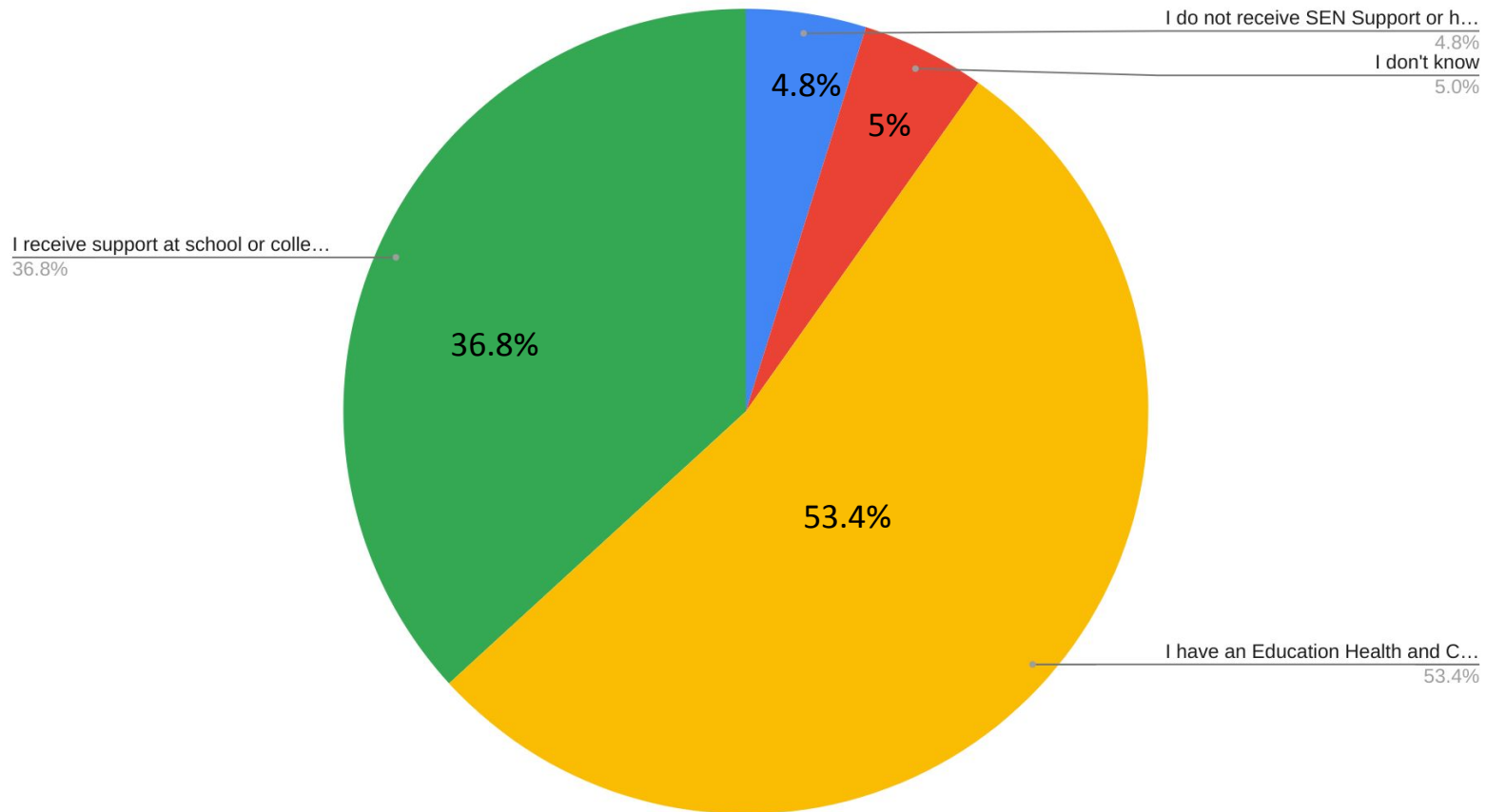
The disability category is more complex to breakdown due to the way that the data is collected. This will require more thought and analysis as the register is embedded.

We can see from quick analysis that autistic spectrum condition, moderate learning difficulty and speech, language and communication needs feature high

## Age and Gender

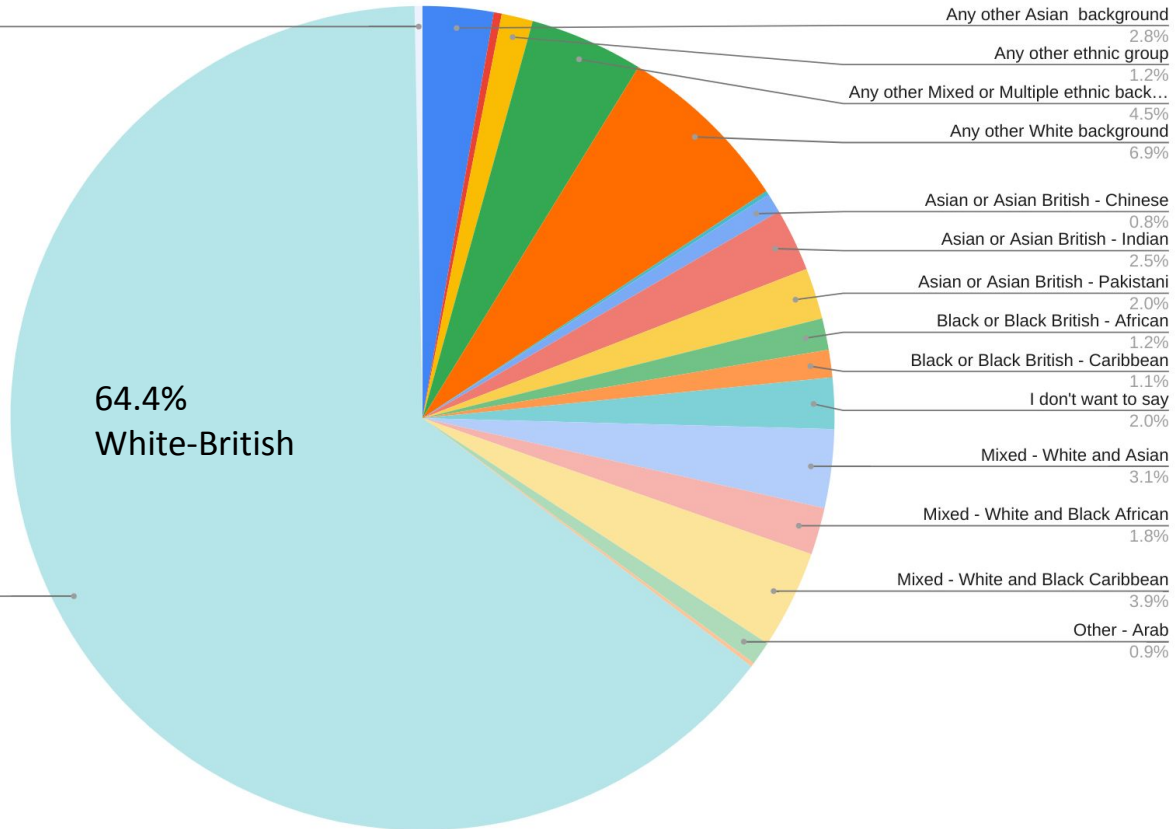
Female			
31%	Age 0 - 5	23	11%
	Age 6 - 10	71	32%
	Age 11 - 16	79	36%
	Age 16 - 20	42	19%
	Age 20+	4	2%
			<b>219</b>
Male			
69%	Age 0 - 5	65	14%
	Age 6 - 10	179	38%
	Age 11 - 16	147	31%
	Age 16 - 20	63	14%
	Age 20+	16	3%
			<b>470</b>

## EHCP/SEN Support



## Ethnicity (Kingston only)

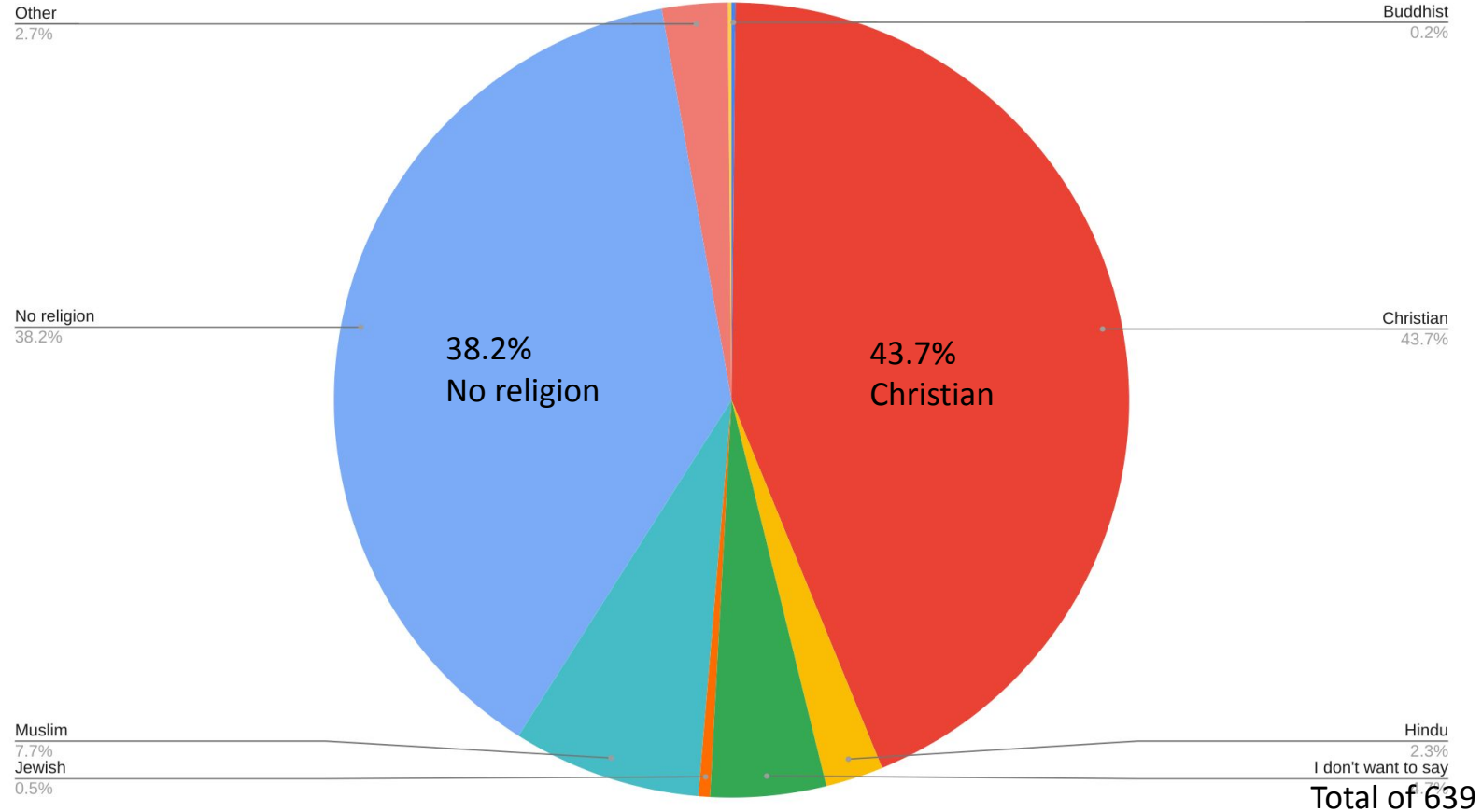
White - Irish  
0.3%



White - English, Welsh, Scottish, Northern Irish or British  
64.4%

Total of 649

# Religion and Faith Kingston only)



Total of 639