


REMEMBER...

When a child says a word incorrectly in conversation we need to provide the model....

- without overt criticism
- without interrupting the 'flow'
- without getting in the way of listening

Parents are the main speech and language model for their children, so get chatting!



Your Healthcare
Kingston Children's Speech and Language Therapy

Hollyfield House
22 Hollyfield Road
Surbiton
KT5 9AL

Tel: 020 8339 8074

Email: sltchildren@yourhealthcare.org


Tips for helping with speech sounds

'Modelling' just means providing lots of examples of a particular sound in the correct way.




Modelling sounds that your child finds difficult allows them to hear the correct sound many times:

- Without interrupting the flow of conversation.



- Without making them feel like they are making a mistake.



And it is a highly effective way of helping children with speech sound difficulties!



✓ **Model as part of natural conversation:**

For example: If your child says: "I like his punny pace."


A good 'modelling' response could be: "Yes, I like his funny face too. It's a really funny face. He has a funny nose and funny hair too. Can you make a funny face?"



This way your child is hearing the correct sound production several times but you are not interrupting the flow of conversation.

✗ **Try not to repeat back the incorrect sound:**

If your child says: "That's a bid bird". Your response might be: "Not a bid bird, a big bird"



This is inadvisable because 'bid' was heard twice and 'big' just once, i.e. 'bid' was modelled more!

This can also make your child more aware of their difficulties and may make them feel frustrated or upset that they are making a mistake.

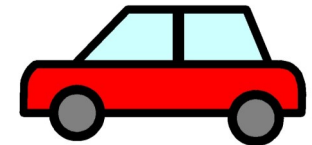
✗ **Try not to exaggerate the sound:**

For example: If your child says: "Pease can I have one?" Your response might be: "You mean puh-lease. Puh-lease may I have one?"

This exaggerated sort of modelling is **inadvisable** because it distorts the sounds so that the child does not hear the target properly. They will learn the way they need to say the word is 'puh-lease' rather than "please"!

✓ **Say the sound more than once:**

For example: If your child says: "red tar!" Your response might be: "Yes, there's a red car".



It comes naturally to model this way and hearing the correct sound once is enough for a 'typical' language learner, **BUT** it may not be powerful enough for a child with speech sound difficulties.

By saying the correct sound lots of times, your child has more chance of recognising and using this sound themselves.

So, in this example your response could be: "Yes, there's a red car. I can also see a green car, and a black car, and a blue car. Lots of cars!"

