

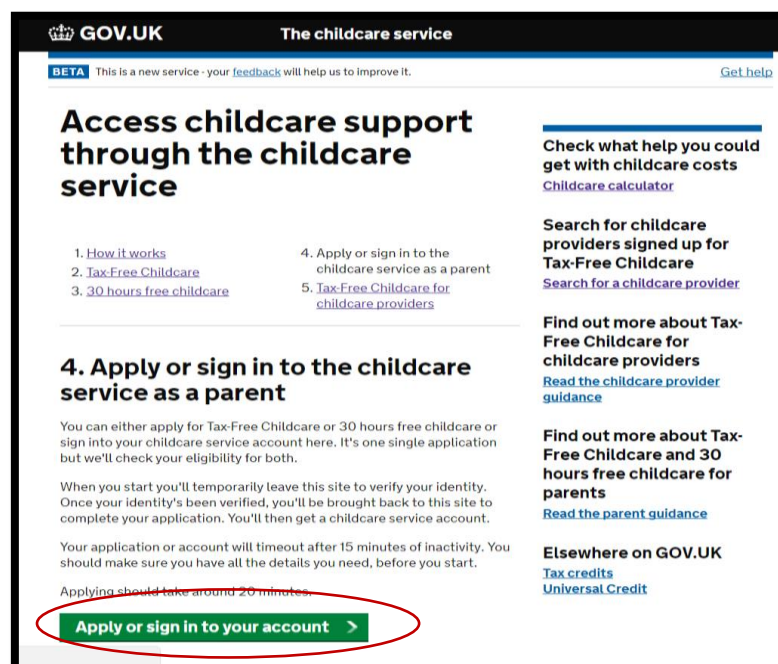
How to access your 30 hours code if you have already completed the online application

If you have already completed the online application form to benefit from 30 hours of childcare and would like to find your 11 digit eligibility code, please follow the instructions below:

1. Visit the website and click on section 4 “apply or sign in to the childcare service as a parent”:



2. Click on the green button at the bottom of the screen ‘Apply or sign in to your account’ to access your account:



- When asked if you were invited to use this service as part of the trial, click “no”:

GOV.UK The childcare service

BETA This is a new service - your [feedback](#) will help us to improve it.

Were you invited to use this service as part of the trial?

Yes No

[Continue](#)

[Back](#)

- Enter your **youngest child's** date of birth

GOV.UK The childcare service

BETA This is a new service - your [feedback](#) will help us to improve it.

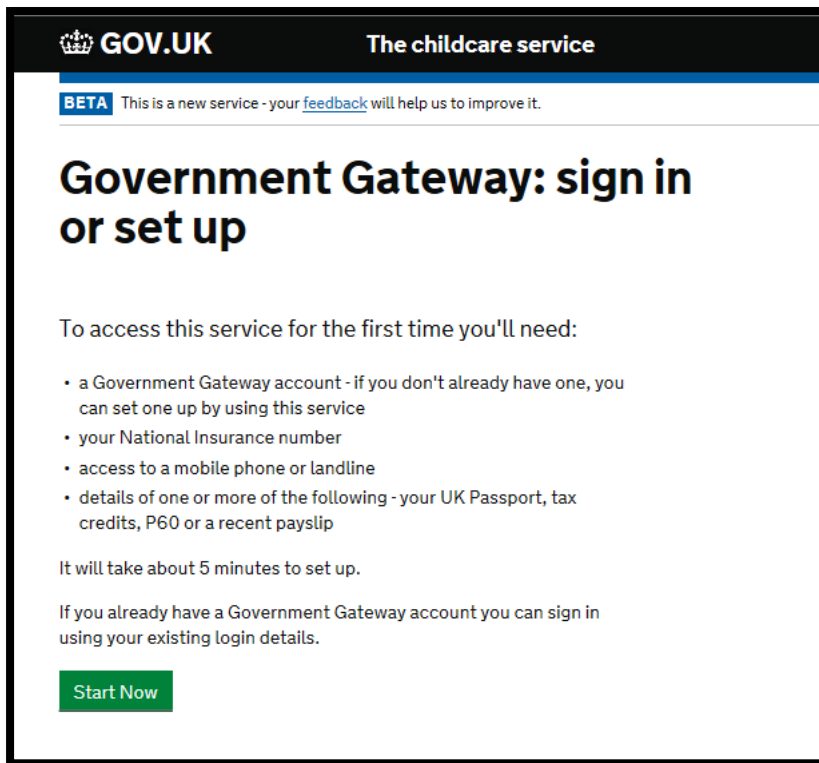
Enter the date of birth of your youngest child

Date of birth
For example, 24 04 1997

Day Month Year

[Continue](#)

5. Click on “start now”:



The screenshot shows the top of a web page with the GOV.UK logo and the title 'The childcare service'. A blue banner indicates it's a beta service. The main heading is 'Government Gateway: sign in or set up'. Below this, it lists requirements for first-time users: a Government Gateway account, National Insurance number, mobile/landline access, and passport/tax details. A 'Start Now' button is at the bottom.

GOV.UK The childcare service

BETA This is a new service - your [feedback](#) will help us to improve it.

Government Gateway: sign in or set up

To access this service for the first time you'll need:

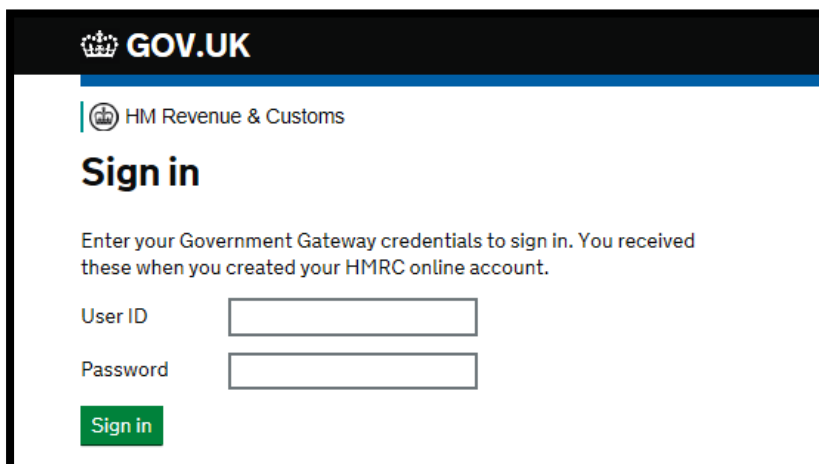
- a Government Gateway account - if you don't already have one, you can set one up by using this service
- your National Insurance number
- access to a mobile phone or landline
- details of one or more of the following - your UK Passport, tax credits, P60 or a recent payslip

It will take about 5 minutes to set up.

If you already have a Government Gateway account you can sign in using your existing login details.

[Start Now](#)

6. Enter the username and password that was created when you completed the online application:



The screenshot shows the sign-in page for HM Revenue & Customs. It includes the GOV.UK logo, the HMRC logo, and the heading 'Sign in'. A message asks for Government Gateway credentials. There are input fields for 'User ID' and 'Password', and a 'Sign in' button.

GOV.UK

HM Revenue & Customs

Sign in

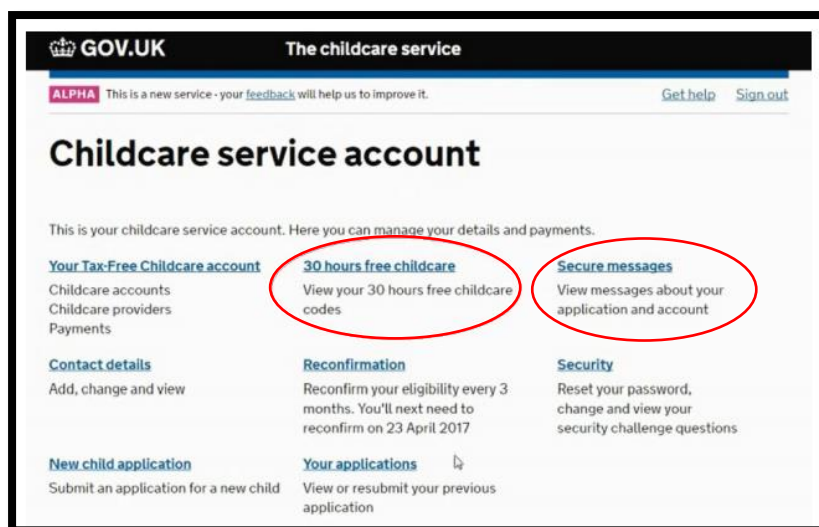
Enter your Government Gateway credentials to sign in. You received these when you created your HMRC online account.

User ID

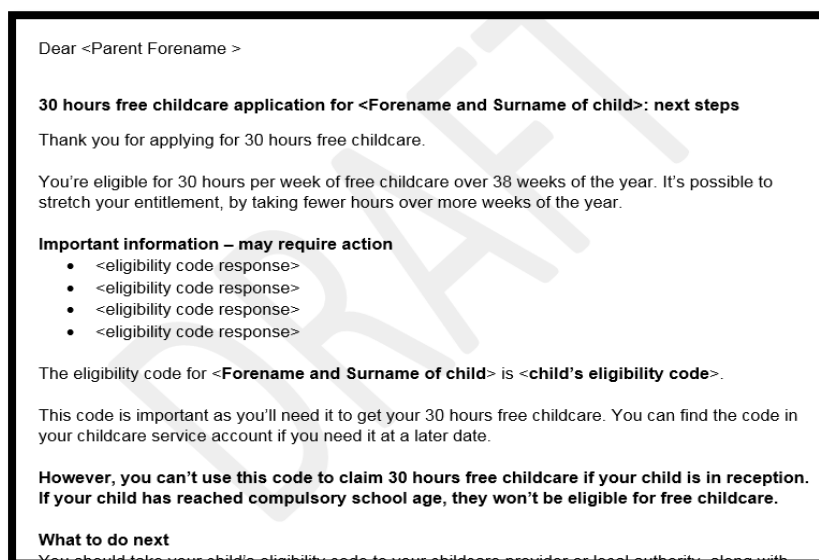
Password

[Sign in](#)

7. Your childcare service account will now open and you can view your 30 hours eligibility code by clicking on “30 hours free childcare” or “secure messages section”:



Clicking on the “secure messages” section will show you a message like the one below:



If you are still unable to access your childcare service account and cannot locate your 30 hours 11 digit eligibility code, please contact the HMRC helpdesk number on 0300 123 4097.